



# Washing symbols explained

Make sure to check the care labels on your clothes to find out more about how they need to be washed, dried and ironed. This is important for delicate materials such as silk or wool, coloured textiles and synthetic materials. There are 5 basic symbols on clothing labels, which provide information on how the garment should be washed, dried and ironed. Below you will find the most important washing symbols and their different meanings.

## Washing

The first category of washing symbols indicates whether an item of clothing can be washed at home and the maximum washing temperature.



Do not wash



Normal cycle  
up to 30°C



Gentle cycle  
up to 30°C



Very gentle cycle  
up to 30°C



Hand wash



Normal cycle  
up to 40°C



Gentle cycle  
up to 40°C



Very gentle cycle  
up to 40°C



Normal cycle  
up to 60°C




Gentle cycle  
up to 60°C



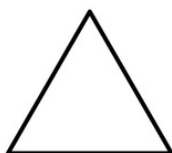
Normal cycle  
up to 95°C

## Bleaching

The second category of washing symbols indicates whether you can use bleach and which type is suitable. Almost all washing powders contain bleaching agents to remove any discolouration, especially on light coloured clothes. Coloured fabrics should not be treated with bleach at high temperatures



Do not bleach



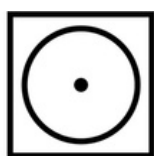
Bleach allowed



Non-chlorine bleach

## Drying

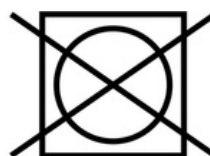
The third category of washing symbols indicates how a garment needs to be dried. The dots show the temperature of the tumble dryer and the lines indicate the type and location of drying.




Tumble dry at a low temperature




Tumble dry at a medium temperature



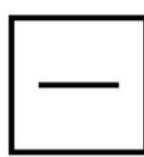
Do not tumble dry



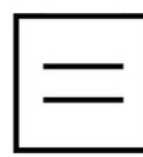
Dry on a line



Drip dry on a line



Dry lying flat



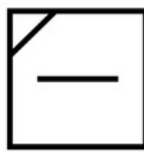
Drip dry laying flat



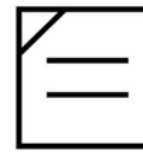
Line dry in the shade



Drip dry on the line in the shade




Dry lying flat in the shade



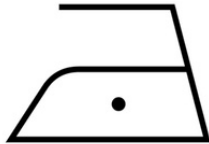
Drip dry lying flat in the shade

## Ironing

The fourth category of washing symbols indicates whether a garment may be ironed and at what temperature. The dots on the iron symbol show which temperature clothes can be ironed at.



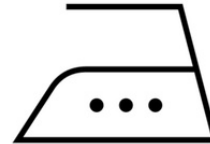
Do not iron



Iron at a low temperature



Iron at a medium temperature



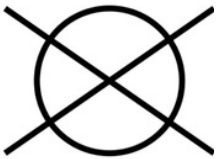
Iron at a high temperature



Do not steam iron

## Dry Cleaning

The final category indicates whether a garment should be dry cleaned. The letters in the circles indicate which solvents may be used for dry cleaning. If your garment has any of the following symbols, it is recommended to get it dry cleaned.



Do not dry clean



Do not wet clean



Professional wet clean



Wet clean delicate



Very delicate wet clean



Dry clean only with PCE



Gentle dry clean with PCE




Dry clean with petroleum solvent only



Delicate dry clean with petroleum solvent only



Dry clean with any solvent



Dry clean only

Our [guide on how to do laundry](#) has further helpful information and tips on how to wash and dry your clothes.